

RAINBOW PUBLIC SCHOOL

[Affiliated to CBSE (10+2) Delhi]
Chira Chas, Bokaro

SUMMER VACATION HOLIDAY HOMEWORK (2024-25)

Class: I

Subject: English

1. Make a caterpillar and write ten three letter words on it to look beautiful.
2. Make a birthday card for your friend stick dry leaves or old pictures to make it beautiful.
3. Make your family tree. Paste picture in circles and write their names too on a chart paper.
4. Write five meaningful sentences using proper punctuation mark.
5. Make a vowels chart on a chart paper.

6. Unscramble these words.

- (i) hrose _____ (ii) prroat _____
(iii) Cra _____ () louts _____

7. Numbers the letters in these names in the alphabetical order.

- (a)

P	a	u	l
---	---	---	---

 (b)

S	o	h	a	n
---	---	---	---	---

 (c)

A	r	t	i
---	---	---	---

8. Rearrange these words.

- (a) The/ a/ jug / table / on / is/ . /

→

- (b) Elephant / an / grapes / found / . /

→

- (c) All / dance / bears / can / . /

→

9. How do you feel in the school ? Draw your happy or sad face and what do you like to do the most in school write three lines on it in a chart paper.
10. Write five compound words and draw the pictures also.
11. Make a fish with the help of craft paper.
12. Do your cursive book page no.-1 to 5.
13. Write opposite gender
(a) Boy- (b) Uncle- (c) Father- (d) King-

14. Put the word parts together correctly.

- (a) rib fly _____
(b) butter bon _____
(c) sun fish _____
(d) star flower _____

15. Worksheet.

कक्षा: I


विषय: हिन्दी

१. उचित अक्षर जोड़कर शब्द पूरा करें ।

- अ ज ग___ क___ ह ल अ___ क न ब र ग___
ट मा___ र अ___ र क स___ क उ ब ___ न

२. ' आ ' की मात्रा वाले 7 शब्द लिखें ।

३. शब्दों को छाँटकर सही स्थान पर लिखें ।



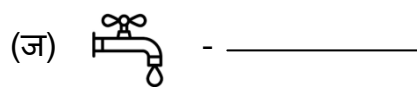
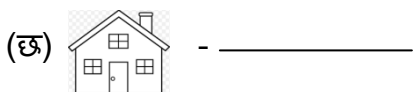
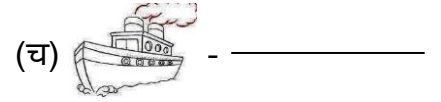
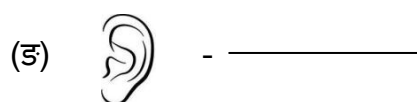
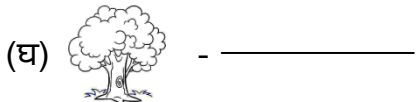
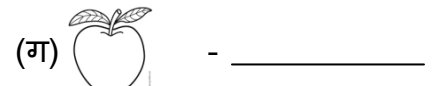
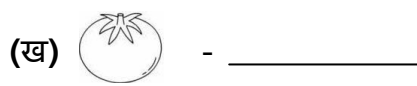
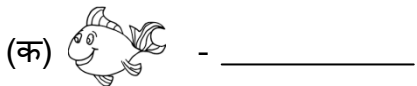
इ ' ि ' की मात्रा

- क) - _____
ख) - _____
ग) - _____
घ) - _____

ई ' ी ' की मात्रा

- क) _____
ख) _____
ग) _____
घ) _____




४. चित्र को देखकर नाम लिखें :-



५. सही वर्तनी वाले शब्द पर गोला ○ बनाइए ।

- (क) आम अम
(ख) समाचार सामाचार
(ग) गिठार गितार
(घ) टमाटार टमाटर
(ङ) मछली मछलि

६. चित्र पहचानकर वाक्य बनाएँ ।

- (क)  - _____ (ख)  - _____ (ग)  - _____
(घ)  - _____

७. गर्मी के मौसम में मिलने वाले दो फलों के चित्र बनाकर नाम लिखें ।

- (क) एक बीज वाले फल (ख) अनेक बीज वाले फल

८. पाँच हरी सब्जियों के नाम लिखें ।

९. पाँच शरीर के अंगों के नाम लिखें ।


१०. दो, तीन, चार अक्षर वाले के दस शब्द लिखें ।


११. एकवचन और बहुवचन को दर्शाते हुए चित्रों को चिपकाएँ ।


१२. पाँच पालतू जानवरों के चित्र चिपकाकर उनके नाम लिखें ।

१३. एक सफेद चार्ट पेपर में घर का चित्र बनाएँ एवम उसमें रंग भरें ।

१४. चित्र देखकर सही स्वर पर गोला ○ लगाएँ ।

(क)  इ ऊ आ अ

(ख)  अ इ च ऊ

(ग)  आ म ई इ

१५. वर्कशीट

Class: I

Subject: Maths


1. Circle the picture that is different.

(i)   


(ii)   

(iii)   

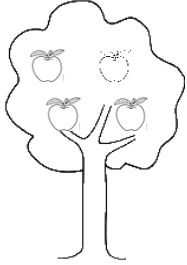
2. Count and match.



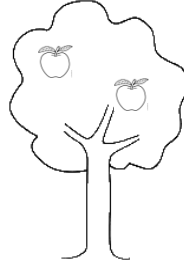
4



2



6



3

3. Add (+)

$$\begin{array}{r} 2 \\ +1 \\ \hline \end{array}$$

$$\begin{array}{r} 4 \\ +3 \\ \hline \end{array}$$

$$\begin{array}{r} 2 \\ +2 \\ \hline \end{array}$$

$$\begin{array}{r} 3 \\ +2 \\ \hline \end{array}$$

4. Write in words.

(i) 16 - _____

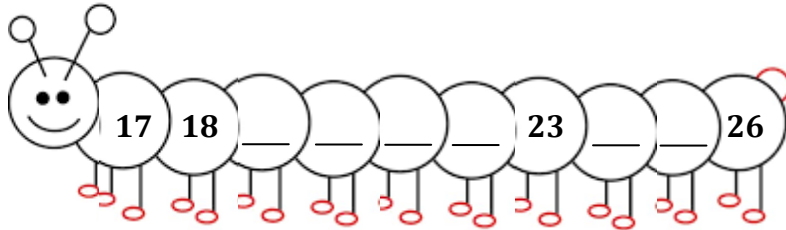
(ii) 21 - _____

(iii) 36 - _____

5. Draw more flowers to make 10 and colour them.



6. Complete forward counting.



7. Write just after and just before.

_____ 13 _____

_____ 15 _____

_____ 12 _____

_____ 20 _____


8. Write the number of dots on each dice.







9. Tick (✓) the smaller picture.



10. Make any two shapes with the help of ice cream sticks.

11. Make any four shapes using with the different colour paper. (in A4 size paper)

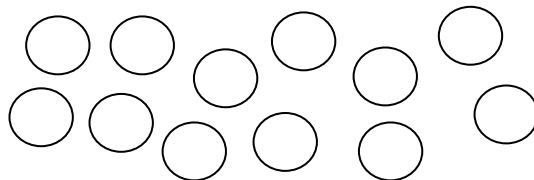
12. Write the number of (a) wheel of car (b) colours in rainbow

13. Circle the bigger picture.



14. Colour the bubbles according to instruction.

4 bubbles red
2 bubbles green
3 bubbles orange




15. Worksheet.

Class: I

Subject: E.V.S

01. Write ten lines on Myself.



02. Write your favourite.



03. Circle the activities that you like to do.

Reading , Singing, Dancing, Drawing , Gardening, Skipping, Running,
Eating, Sleeping, Cooking, Fighting.

04. Match the senses of body used for these things.



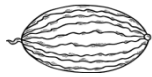
05. Name the body part used for.

- (a) write a letter _____
- (b) run and skip _____
- (c) taste an ice cream _____
- (d) hear sound _____
- (e) bite an apple _____

06. Tick (✓) the fruits has one seed and cross (X) which has many seeds.



Apple



Watermelon




Cherry



Mango



Litchi



Pear

07. Make a butterfly on A4 size paper using different leaves.

08. Make a hanging piece by using three golden words.



09. Write five good habits to keep ourselves clean and healthy.

10. Draw or paste five things used to keep our body clean and healthy.

11. Make a uses of water project model.

12. Draw or paste five healthy food.

13. Draw or paste two land transports, two air transports and two water transports.

14. Make a fish on A4 size paper with uses of different pulses.

15. Worksheet